

# AB 705 Data

Dr. Milena Angelova

- 

February 10, 2023



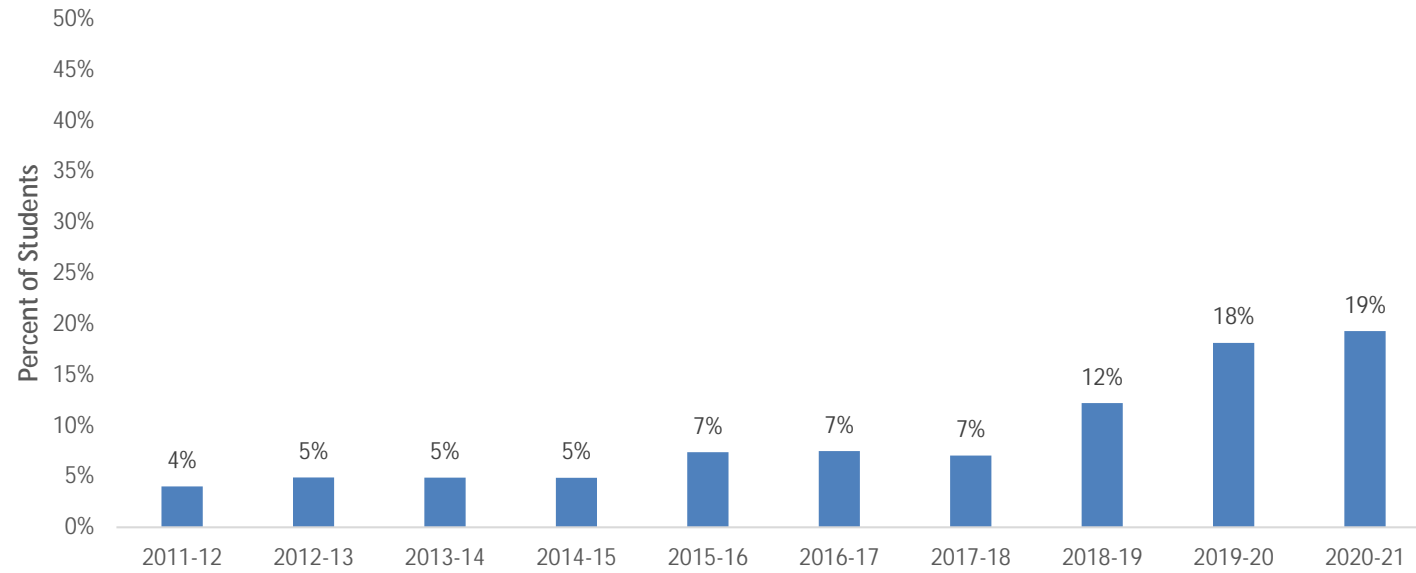




Many thanks to Dr. Layheng Ting for putting time and efforts to provide the majority of the English and Math course data!



# Throughput in Transfer-Level Math and English Courses



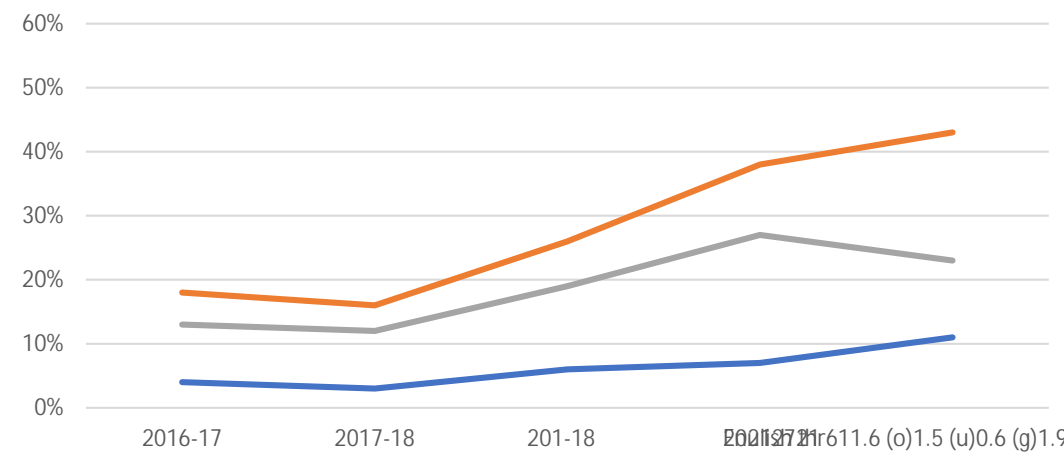
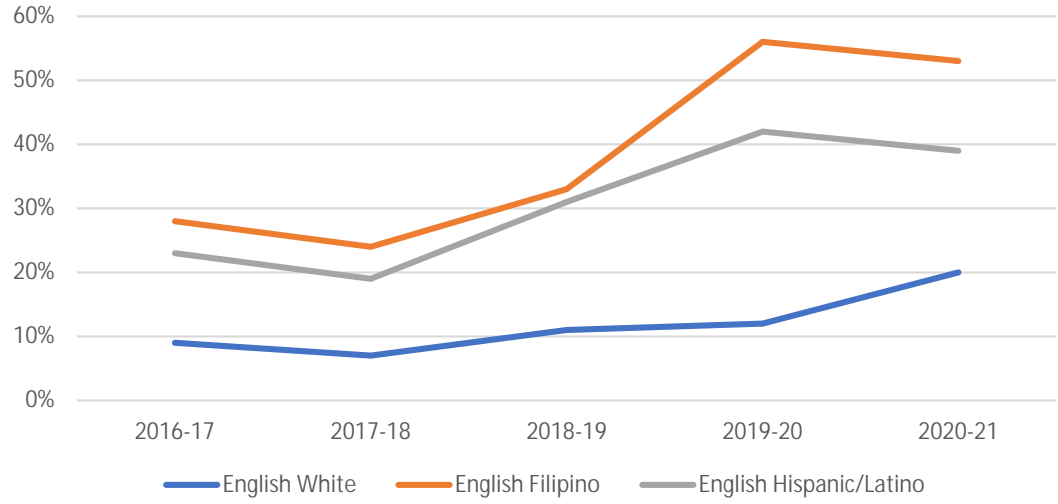




# EQUITY IN TRANSFER-LEVEL MATH AND ENGLISH THROUGHPUT BY ETHNICITY

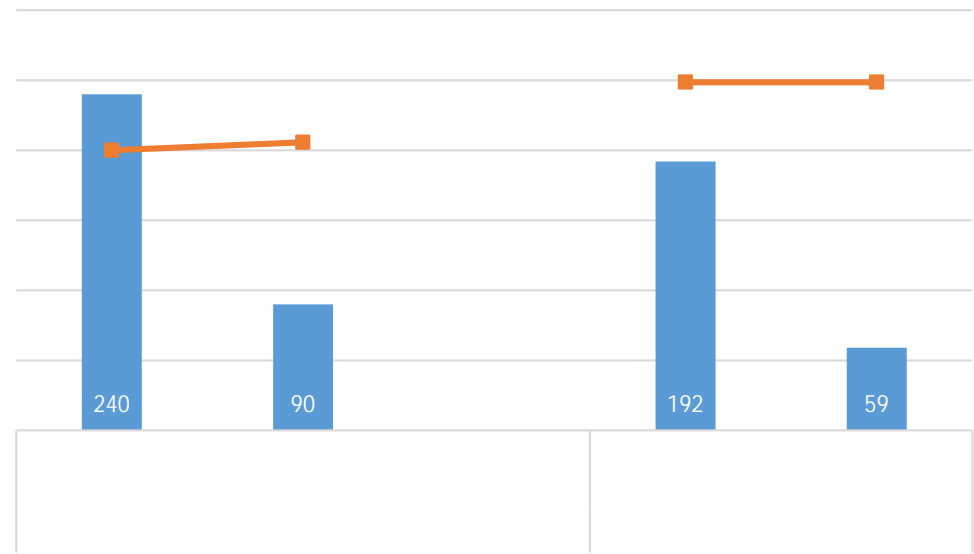


Equity in Transfer-Level English throughput



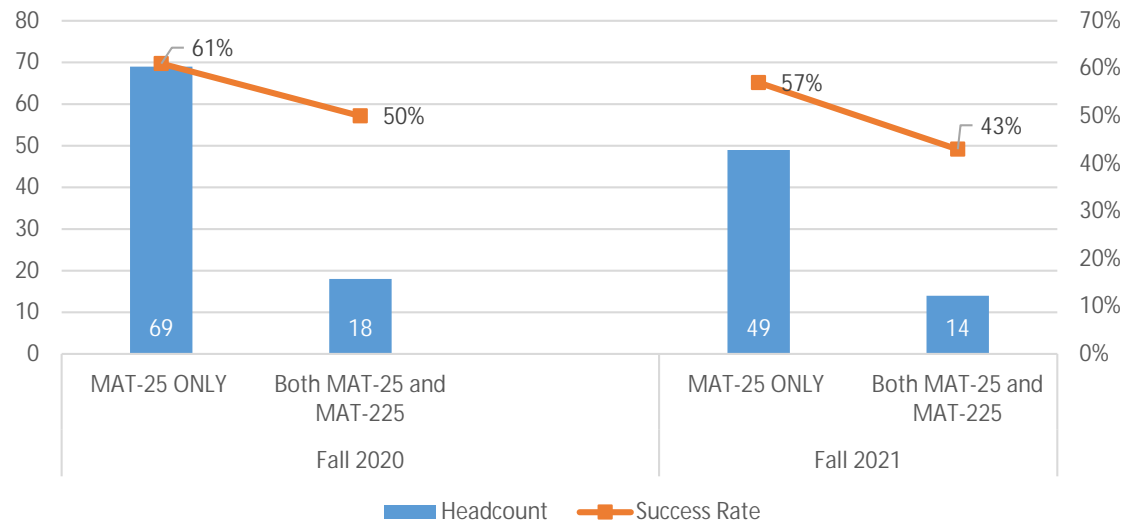


# MATH 13 VS. MATH 13 WITH MATH 213: HEADCOUNT & SUCCESS RATES





### Headcount & Success Rate: Math-25 vs. Math 25 with Math 225



MAT-25 enrolls more students than MAT-25 with MAT-225  
The success rates in MAT-25 are higher than the success rates in MAT-25 with MAT-225  
Success rates in both courses dropped between Fall 2020 and Fall 2021

#### Implications:

- Consider providing targeted and/or embedded tutoring for both courses prioritizing MAT-25 with MAT-225
- Consider providing case management and student referral system (such as Early Alert)
- Consider creating faculty community of practice
- Consider providing faculty professional development
- Consider reviewing placement policies and practices
- Consider conducting Program Review employing equity lenses



# Student Persistence Pattern in ENG-1A and ENG-1AX



C: Tracking the Progress of Students who were placed and enrolled in ENG-1A in 2020FA

	FIRST ENROLLED	% FIRST ENROLLED	RE-ENROLLED 1 Term After							


# Student Persistence Pattern In ENG-1A and ENG-1AX



C: Tracking the Progress of Students who were placed and enrolled in ENG-1A in 2021FA

	FIRST ENROLLED	% FIRST ENROLLED	RE-ENROLLED 1 Term After	SUCCEDED 1 Term After	% RE-ENROLLED 1 Term After	% SUCCEDED 1 Term After	RE-ENROLLED 1 Year After	SUCCEDED 1 Year After	% RE-ENROLLED 1 Year After	% SUCCEDED 1 Year After
ENG-1A in First Term	740	100%	95	29			144	52		
Successful in Starting Term	390	52.7%	0				0	0		
Unsuccessful in Starting Term	350	47.3%	95	29	27.1%	8.3%	144	52	41.1%	14.9%




# Student Persistence Pattern in MAT-13 & MAT-13 with MAT-213



B: Tracking the Progress of Students who were placed and enrolled in MAT-25 in 2020FA

	FIRST ENROLLED	% FIRST ENROLLED	RE-ENROLLED 1 Term After	SUCCEEDED 1 Term After	% RE-ENROLLED 1 Term After	% SUCCEEDED 1 Term After	RE-ENROLLED 1 Year After	SUCCEEDED 1 Year After	% RE-ENROLLED 1 Year After	% SUCCEEDED 1 Year After
2020FA COHORT	87		7	1			13	6	70.5	48.4

